

Mastering Node.js Architecture

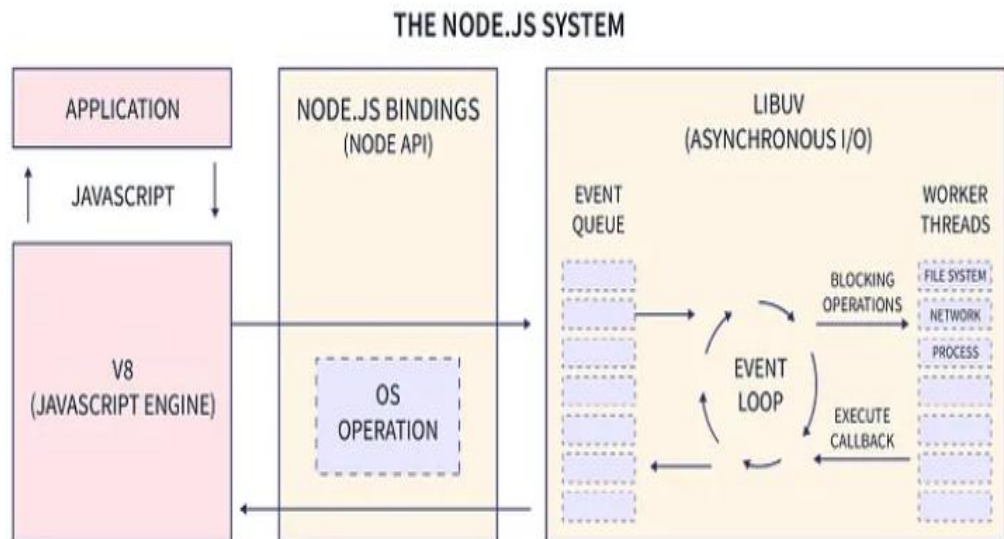
Introduction

Node.js is a high-performance JavaScript runtime platform built on Google Chrome's V8 JavaScript engine, designed for developing I/O-intensive web applications such as video streaming services. One page application Online chat forums and more.

Trusted by tech giants and emerging startups, Node.js is open source, free, and backed by a large global developer community. Its unique architecture offers many advantages over traditional server-side platforms such as Java or PHP.

The foundation of Node.js is written in C and C++, ensuring lightning-fast execution. A single-threaded event-driven architecture can efficiently handle multiple concurrent customer requests. By leveraging asynchronous programming and non-blocking I/O operations, Node.js excels at delivering scalable, real-time applications.

Let's dive into the architectural principles and explore why Node.js is the top choice for modern web development.

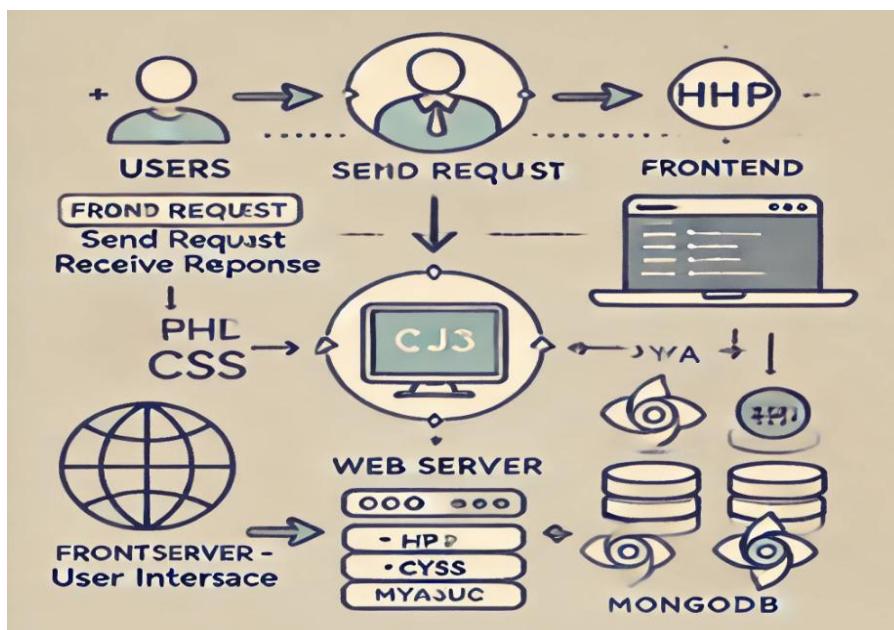


Why Node.js Stands Out

Node.js is asynchronous, event-driven, and single-threaded. While this might sound complex, it's the secret behind its remarkable performance. Traditional server models struggle with scaling because they create new threads for each incoming request, consuming more memory and CPU resources. Node.js handles this challenge with elegance and simplicity.

➤ Core Elements of Web Applications

A web application is a dynamic program that is hosted on a server. Accessible via browser and works across the internet to provide a smooth user experience. It basically consists of three basic components:



1. Front end (client side)

This is the interactive layer where users engage with the application. Built with basic languages like HTML and CSS for structure and formatting. Often featuring powerful JavaScript frameworks like ReactJS or Angular, these frameworks help developers create visually appealing and responsive user interfaces.

2. Backend (server side)

The server serves as the backbone of the web application. It bridges the gap between the front end and the data stored in the database. Manage customer requests Take necessary action and send an appropriate response. Popular backend

technologies such as Node.js, PHP, and Java are widely used to build powerful and efficient servers.

3. Database

The database is the central repository for all application data. Supporting data storage, retrieval, updating, and deletion as required by the customer, MySQL and MongoDB are among the leading solutions for managing and organizing data in modern web applications.

Together, these components form the basis of a web application. It provides a powerful and engaging experience to users around the world.

The main building blocks of Node.js architecture

Let's break down the heart of Node.js into its key components:

1. Event Loop: The Power Engine 🚀

The event loop is the driving force of Node.js. It works on a single thread, continuously checking for incoming requests, processing them, and delegating tasks when necessary. Think of it as the conductor of a symphony, ensuring every musician plays at the right time.

2. V8 JavaScript Engine: The Speed Booster ⚡

Powered by Google's V8 engine, Node.js converts JavaScript code into blazing-fast machine code. This keeps applications running smoothly and efficiently.

3. Event Queue: The Organizer 📅

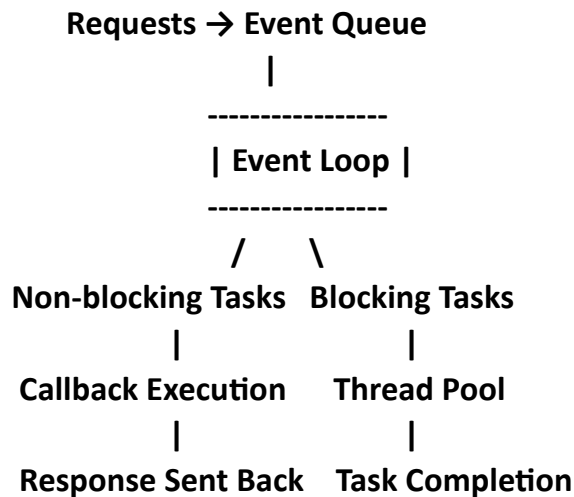
Incoming requests are queued here before being processed by the event loop. This ensures no request is lost, no matter how busy the server gets.

4. Thread Pool: The Backup Squad 👷

Blocking operations like file reading or complex computations are sent to the thread pool, keeping the main thread free to handle more

Node.js Architecture

Here's a simplified diagram that showcases how Node.js architecture works:



Node.js employs a **Single-Threaded Event Loop** design to manage numerous simultaneous client requests efficiently. This innovative model integrates JavaScript's event-driven nature with its callback mechanism, ensuring high performance and scalability.

Let's break down the essential components of Node.js architecture and explore how a Node.js-powered web server operates seamlessly.

Parts of Node.js Architecture:

1. Requests

Requests can be classified in two ways:

Non-blocking requests: Simple tasks that do not require extensive processing.

Blocked request: A complex operation that requires significant computation or external interaction.

2. Node.js server

It serves as the core of the application. The server will process the user's request. Handle disputes and provide accurate responses.

3. Event Queue

All incoming customer requests are temporarily stored in the event queue. These requests are then sent to the Event Loop for processing.

4. Event Loop

The event loop loops through requests. continuously by directly managing or delegating tasks to thread pools or external resources. Once processed Responses are sent back to the respective recipients.

5. Thread Pool

For those tasks that require heavy computation or I/O operations, Thread Pools come into play. It has many threads ready to handle such intensive operations efficiently.

6. External Resources

Complex block tasks often require interaction with external systems, such as databases, processing programs. Or the Node.js file storage system uses these resources to ensure that work is completed without disrupting the main thread.

The workflow of Node js Architecture:

The web server powered by Node.js runs through a beautiful and efficient flow. It ensures that clients interact with the web application smoothly. Let's dive into this process step by step. It reflects the specific images typically associated with this workflow.

- Clients initiate requests to interact with the web application. These requests may involve actions like querying data, updating records, or deleting entries.
- Depending on the nature of the task, requests can be categorized as:

- **Non-blocking: Quick, lightweight operations.**
- **Blocking: Complex tasks requiring external computations or resources.**
- After receiving requests from the client, Node.js places them in an event queue. This queue serves as a resting area. This ensures that all incoming requests are handled systematically.
- The Event Loop picks up requests from the queue one at a time. It evaluates their complexity:
 - **Simple Requests:** Handled directly by the Event Loop (e.g., I/O operations or polling).
 - **Complex Requests:** Routed to the Thread Pool for further processing.
- Non-blocking tasks are executed directly by the Event Loop, which efficiently processes them and returns the results to the corresponding client.

For blocking requests, a dedicated thread from the **Thread Pool** is assigned to handle the task. This thread engages with necessary external resources, such as databases, file systems, or computation engines, ensuring the request is fulfilled.

Once a complex task is completed, the response is handed back to the Event Loop. From there, it's seamlessly delivered to the originating client, completing the interaction cycle.

Advantages of Node.js Architecture

Node.js revolutionizes server-side development with its distinctive architecture, delivering significant benefits over traditional server-side technologies. Let's explore the key advantages that make Node.js a game-changer.

- With Event Queue and Thread Pool, Node.js can efficiently process large numbers of concurrent client requests. This improved mechanism ensures fast and smooth management of even the busiest servers.
- Unlike traditional server platforms that rely on spawning multiple threads to handle incoming requests, Node.js takes a smarter approach. Event Loop processes requests sequentially. This reduces the overhead of managing a large

number of threads. A single thread can handle block requests efficiently. This makes the system smaller and more resource efficient.

- By leveraging a non-blocking event-driven model, Node.js ensures that servers are not only faster, but also faster. But it also responds better. This capability makes Node.js the ideal choice for applications that require real-time interaction or handling high traffic volumes.
- All of these advantages contribute to making the servers developed using Node.js much faster and responsive when compared to those developed using other server development technologies.

Final Thoughts

Node.js stands out as an innovative architecture. It is known for its ability to address real-world challenges through innovative technology. Its robust design and versatility make it an excellent choice for building scalable web applications across a wide range of industries.

From powering ecommerce platforms to enabling seamless streaming applications, Node.js has proven to be a powerful tool that can thrive in a variety of technology sectors. Its flexibility and performance have made it a favourite among developers around the world. and driving the future of modern web development.